



Getting Ahead – Summer Work

#BrockFreshers

Music Level 3 Extended Diploma

We really hope you enjoyed the virtual lesson and I hope it gave you a snap-shot into the way we study popular music here at Brockenhurst College. Remember you can go back to the lesson as many times as you want and watch/pause any sections that you need to. You should find all the instruction that you need on the lesson but here is a recap of what you need to do:

Learn to play/sing both sections of the piece on your chosen instrument so you are prepared for our first practical workshop in September. If you are primarily a vocalist or drummer then you can learn the keyboard section too as this will really help you when we study the pieces in more detail.

Homework 1 – from Brett

Over the next two weeks send me a short clip of you developing any aspect of the piece. You could sing a verse with backing track, play a small extract on guitar, keyboard or drums etc. **Remember** to email me at bneville@brock.ac.uk if you have any questions or need help.

Below is also a list of resources to read that would really help you prepare before you start in September:

<https://www.theguardian.com/music/2004/may/02/popandrock>

An article that explores fifty key events that have shaped pop music history.

https://www.theo2.co.uk/news/detail/blog_8_technological_advances_that_changed_the_music_industry_forever

A webpage that considers key technological advancements that changed the music industry

www.thecavanproject.com/top-10-band-rehearsal-tips

Useful tips for successful rehearsals

Homework 2 – from Luke

Task


Now that you have watched the video tutorial on audio tool your task is to:

- Replicate the drum beat that I have made exactly.


Getting Ahead – Summer Work

#BrockFreshers

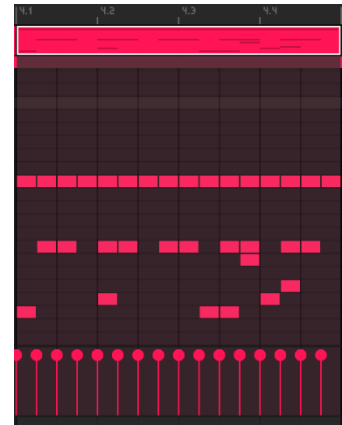
Here are the images of the different bars mentioned in the video:



Bars 1 and 3

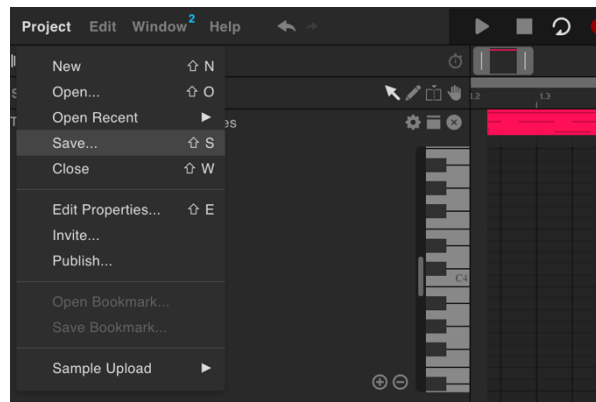


Bar 2



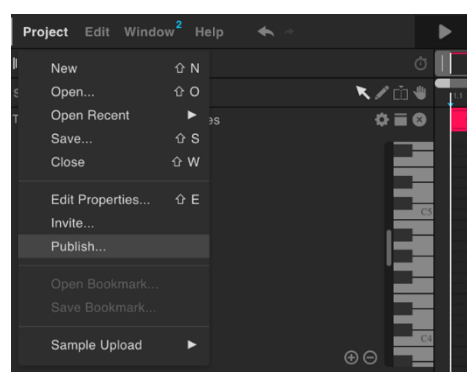
Bar

- Once you have done this you should extend or embellish it in any way that you see fit. This could include variations, creating new sections, adding melodic or chordal parts to it, or even creating a whole new song.
- Make sure that you save it



You can then share this with me using the following steps:

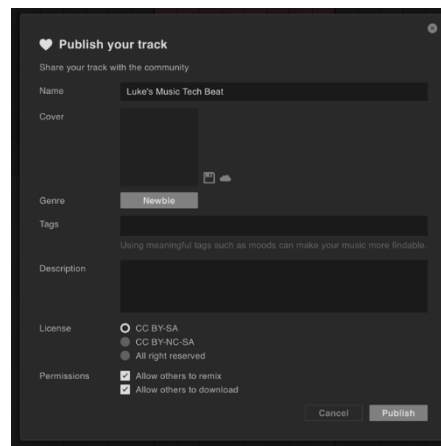
- Go to the project menu/publish



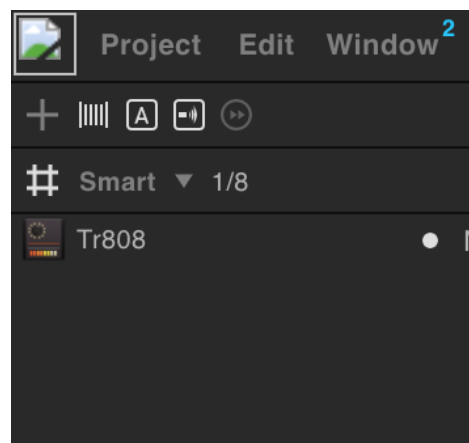
Getting Ahead – Summer Work

#BrockFreshers

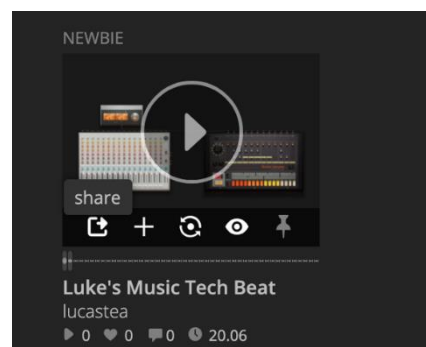
- Name your track with your **Full Name** in the title, then click Publish.



- Go back to your project and click the icon to the left of the project menu



- You should see your song in this window, hit share and tap the email button. Please forward it to me at ltaplin@brock.ac.uk by the **10th July 2020**.





Getting Ahead – Summer Work

#BrockFreshers

Homework 3 – by Tara Gadd (Head of Curriculum)

You didn't meet me on the online lessons, but you hopefully have watched my introduction to the department.

I will be focusing on music theory and reading music on this course, absolutely essential if you want to pursue a music career or study at University or College after Brock.

You'll all be at different levels and when we meet in September, we can work out the best route for you no matter how experienced you are.

These tasks are just to get you going.

If you do not read music at all or need to brush up your skills do this:

Task 1 - watch this 20 min video:

<https://www.youtube.com/watch?v=wJSQ9t0nG3Q>

This is helping you to read the treble and bass clef on the music staff.

If you have a piano or keyboard at home sit at that to follow this lesson as this will make the activity more fun. If you play the guitar play the notes you are naming as you go – again making the theory practical is the best way!

Task 2 – watch this 3 mins video on reading rhythms

<https://www.youtube.com/watch?v=LVOjKCztqTs>

clap out the rhythms and become familiar with all of the note lengths.

When you start in September I really hope that you will be able to name the notes and clap some simple rhythms! Get learning and get practicing!

If you read music well, both treble and bass clefs and you can play rhythms by reading the music do this:

Task 1 - Watch this short video and clap along to the rhythms – it starts simply and gets harder.

<https://www.youtube.com/watch?v=DDCtfOntmTE>



Getting Ahead – Summer Work

#BrockFreshers

Task 2 – watch this longer lesson on testing your note reading skills

<https://www.youtube.com/watch?v=xzh0YzL0oqg>

The object of these exercises is for you to get quick at reading and fluent when naming notes.

All students:

Throughout your first year we will be looking at the ABRSM Music Theory books and I will be encouraging you to take the Grade V Theory Exam if you can. Have a look at the workbooks here on amazon and get ahead!

<https://www.amazon.co.uk/Music-Theory-Practice-Grade-ABRSM/dp/1860969429>

Have a fun summer, play and create as much music as you can!

We look forward to meeting you in September and any questions just message us.

Brett – bneville@brock.ac.uk

Luke – ltaplin@brock.ac.uk

Tara – tgadd@brock.ac.uk