



# Getting Ahead – Summer Work

#BrockFreshers

## Pre-cadetship in Maritime Technologies Level 2

Welcome to Brockenhurst College

We look forward to meeting you in September and we want to make sure that you have made the right choice regarding your course. This activity will provide you with an opportunity to look deeper into the Merchant Navy.

This task will enable you to develop your research skills. Listed below are websites that you may find useful.

### Websites

<https://www.maritimeuk.org/careers/explore-sector/merchant-navy>

<https://mntb.org.uk/about-us/careers-at-sea>

<https://www.britishmarine.co.uk>

<https://www.carnivalukcareers.co.uk>

<https://www.clydemarinetraining.com/merchant-navy-careers>

<https://www.sstg.org/>

<https://globalmarine.co.uk>

<https://www.gov.uk/government/organisations/marine-accident-investigation-branch>

<https://www.gov.uk/government/organisations/maritime-and-coastguard-agency>

### YouTube


If you would like to hear first-hand from an officer at sea, then look up Same Ship different day. (Alfie Smith Deck Officer)

This will provide you with a great insight into being a Merchant officer at Sea.

# Getting Ahead – Summer Work

#BrockFreshers

N  
A  
U  
T  
I  
C  
A  
L  
  
T  
E  
R  
M  
I  
N  
O  
L  
O  
G  
Y



### ACROSS

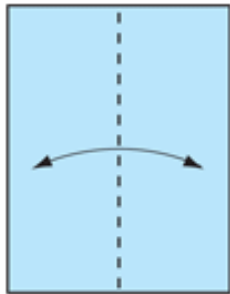
4. Removable inflatable bumper (6)
6. Pirate execution, Walk the ... (9)
7. Towards the back. (3)
9. Used for lifting the Tender (6)
10. To the right, facing forwards (9)
11. Fall in the water. ---board (4)
15. To the right, facing aft (4)
17. Opening for light and access (5)
19. Common type of boat heater (11)
20. Stopped & secured to the CQR (2-6)
23. Cloth to catch the wind (4)
26. Floor planks (10)
27. Deck line or rope (5)
31. Used to help pull in the lines (5)
32. Collective noun for masts etc (4)
34. Area below the soleboards (5)
38. Vertical spa. (4)
39. Centre of the boat, ---ships (3)
40. Anchor winch (8)
41. Paddles (4)
42. Boat used to service larger one (6)
43. Type of fore sail (5)
44. Vertical blade used to steer (6)
45. Standing or Running lines (7)

### DOWN

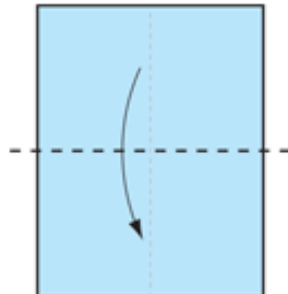
1. Toilets or bathrooms (5)
2. Type of sailing vessel (5)
3. Equipment to make H<sup>2</sup>O (10)
4. Water depth of 1.8 meters (6)
5. Type of fore sail (9)
8. Line from masthead to bow (8)
12. Nautical wall (8)
13. Marking around the hull (9)
14. Stairs on a boat (12)
16. Upper/side edge of the deck (7)
18. Vertical line or rope (7)
21. T or V shaped block for securing the lines to (5)
22. Parking bay for your boat (5)
24. Foremost part of a boat (3)
25. Old lookout platform built at the masthead (5-4)
28. The main body of a vessel (4)
29. Sailing back & forth into wind (7)
30. Triangular sail, set forward of the mast (3)
33. Backwards (6)
35. Engine inside the vessel (7)
36. Short post on deck or quayside (7)
37. Nautical speed unit (4)

# Getting Ahead – Summer Work

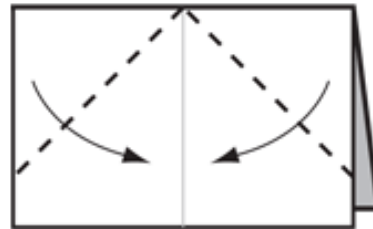
#BrockFreshers



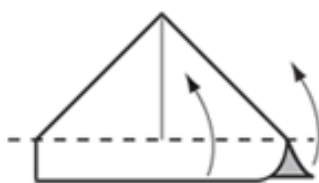
1. FOLD IN HALF



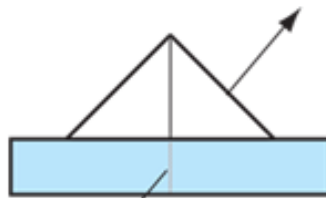
2. FOLD IN HALF AGAIN



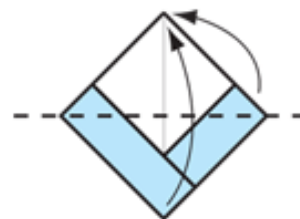
3. FOLD IN CORNERS



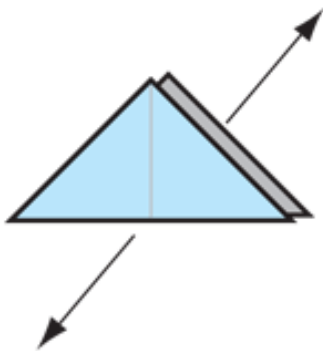
4. FOLD UP EDGES ON BOTH SIDES



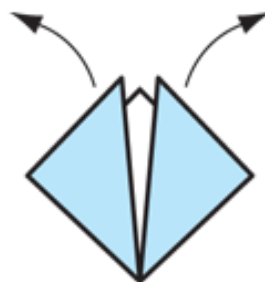
5. PULL THE SIDES OUT AND FLATTEN



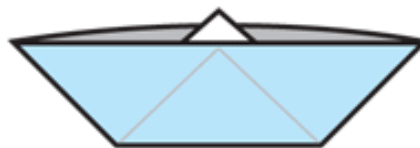
6. FOLD FRONT AND BACK LAYERS UP



7. PULL SIDES APART AND FLATTEN

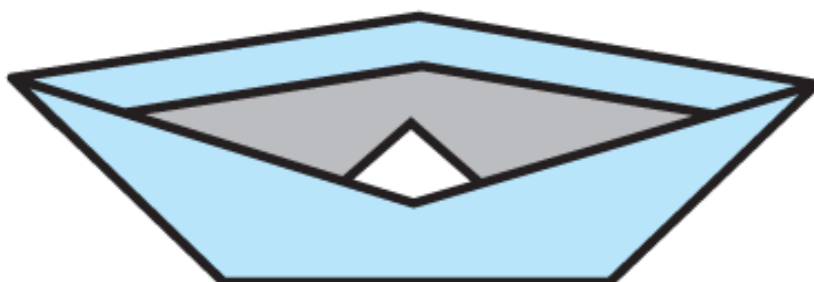


8. PULL TOP FLAPS OUTWARDS



9. SQUISH THE BOTTOM AND PULL THE SIDES UP

10. TA DAAA!





# Getting Ahead – Summer Work

#BrockFreshers

We do hope you enjoy undertaking this research and we look forward to hearing back from you during induction week in September.

We wish you a very happy summer.